

## Fall Enrollment 2017-18

Institution: Florida Atlantic University (133669)

User ID: P1336698

### Overview

#### Fall Enrollment Overview

The Fall Enrollment component collects student enrollment counts by level of student, enrollment status, gender and race/ethnicity. In addition, first-time student retention rates and the student-to-faculty ratio are collected. Every other year data on residence of first-time undergraduates is required and in opposite years, enrollment by student age is required to be reported.

Institutions operating on a traditional academic year calendar (semester, trimester, quarter, or 4-1-4) report Fall enrollment as of the institution's official fall reporting date or October 15. Institutions operating on a calendar that differs by program or that enrolls students on a continuous basis (referred to as program reporters) report Fall enrollment as students enrolled any time during the period August 1 and October 31.

#### Data Reporting Reminders:

- Part B, Enrollment of students by age, is **required** this year.
- Part C, Residence of first-time degree/certificate-seeking undergraduates, is **optional** this year.

#### Resources:

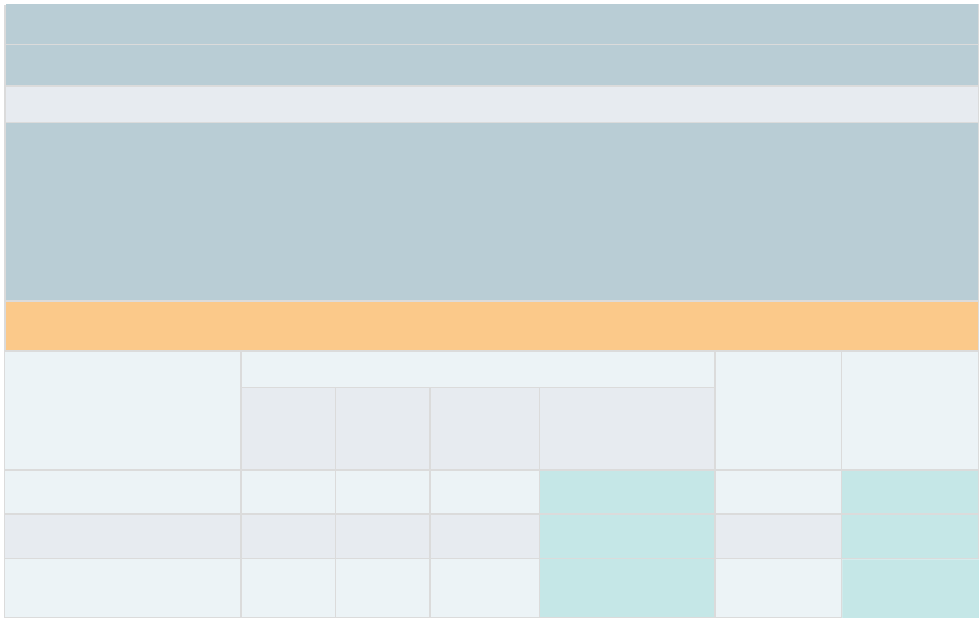
To download the survey materials for this component: [Survey Materials](#)


To access your prior year data submission for this component: [Reported Data](#)

If you have questions about completing this survey, please contact the **IPEDS Help Desk at 1-877-225-2568**.











Part A - Fall Enrollment by Distance Education Status

Enrollment as of the institution's official fall reporting date or as of **October 15, 2017**

	Undergraduate Students		Graduate Students
	Degree/Certificate Seeking	Non-Degree/Non-Certificate Seeking	
 <b>Enrolled <i>exclusively</i> in distance education courses</b>	1,826	116	1,409
<b>Enrolled in <i>some</i> but not all distance education courses</b>	8,652	152	1,177
<i>Not enrolled in any distance education courses</i>	13,270	1,014	2,592
<b>Total</b> (from prior part A screens)	23,748	1,282	5,178

 You may use the space below to provide context for the data you've reported above.









## Part B - Fall Enrollment by Age and Gender for Part-time Undergraduate Students

## Enrollment as of the institution's official fall reporting date or as of October 15, 2017

Age	Part-time Undergraduate Students	
	Men	Women
Under 18	134	153
18-19	227	272
20-21	527	688
22-24	1,192	1,397
25-29	952	1,174
30-34	358	469
35-39	185	243
40-49	161	319
50-64	68	159
65 and over	16	6
Age unknown/unreported	3	2
Total part-time undergraduate students (from part A)	3,823	4,882











[Shaded light blue]			
[Shaded light blue]			
[Shaded light grey]			
[Shaded light blue]			
[Shaded light grey]	[Shaded light grey]	[Shaded light grey]	[Shaded light grey]
[Shaded light blue]	[Shaded light blue]	[Shaded light grey]	[Shaded light blue]
[Shaded light blue]			
[Shaded light blue]			







Graduate Student Characteristics	
Percent of graduate students who are female	59%
Percent of graduate students who are full-time	43%

**Fall Enrollment**

**Florida Atlantic University (133669)**

Source	Description	Severity	Resolved	Options
<b>Screen: Part A - Fall Enrollment for Part-time Undergraduate Students</b>				
Screen Entry	The number entered is outside the expected range when compared with the prior year value. Please correct your data or explain. (Error #6304)	Explanation	Yes	
Reason:	We have less FTIC part-time students this year because FAU has a new enrollment policy with the expectation that FTIC students take a full-time load to achieve a timely graduation. Students who wish to enroll part-time in their first semester (fall or spring) must change their status to non-degree seeking (NDS). The entire policy is explained in this web page: <a href="http://www.fau.edu/academic/registrar/FAUcatalog/academics.php#expect">http://www.fau.edu/academic/registrar/FAUcatalog/academics.php#expect</a>			
Screen Entry	The number entered is outside the expected range when compared with the prior year value. Please correct your data or explain. (Error #6304)	Explanation	Yes	
Reason:	We have less FTIC part-time students this year because FAU has a new enrollment policy with the expectation that FTIC students take a full-time load to achieve a timely graduation. Students who wish to enroll part-time in their first semester (fall or spring) must change their status to non-degree seeking (NDS). The entire policy is explained in this web page: <a href="http://www.fau.edu/academic/registrar/FAUcatalog/academics.php#expect">http://www.fau.edu/academic/registrar/FAUcatalog/academics.php#expect</a>			