




Item: SP: I-3

STRATEGIC PLANNING COMMITTEE
Wednesday, October 24, 2007



SUBJECT: FAU






➤ — , A , +

➤ + v .

➤ , , , , , , , , , , .








	2017	2018	2019	2020	2021
C	\$3,361,347	\$5,745,619	\$4,166,856	\$2,888,318	\$1,011,729

[Redacted]


[Redacted]





						\$24,004	\$35,038	50,785	\$1,219,025,979	22.40%






(Total Cash less State Match)

	\$156,528,568
	\$50,244,834
	\$46,346,593
	\$31,356,659
	\$31,099,415
	\$17,441,987
	\$16,224,759
	\$13,891,812
	\$2,286,778
	--
	--
	\$40,602,378
	\$156,528,568
	\$31,099,415
	\$2,286,778
	11

2007 CA

	\$65,107,123
	\$61,142,151
	\$40,996,281
	\$31,371,799
	\$25,226,405
	\$23,282,698
	\$17,594,669
	\$17,441,987
	\$16,224,759
	\$11,355,395
	\$11,323,190
	\$10,828,793
	\$7,717,182
	\$5,829,351
	\$24,674,413
	\$65,107,123
	\$31,371,799
	\$17,582,065
	\$11,323,190
	\$5,829,351
	14



1

2

3

4

5

6

7

8

9

10

11

12

13

10%

14

15

16

17

18

19

20

21

